

JECM Registration and Submission Guideline

1. Open Journal webpage (<http://dergi.omu.edu.tr>) and click “REGISTER” button.

Log In - Windows Internet Explorer

http://dergi.omu.edu.tr/index.php/JECM/login

Dosya Düzen Görünüm Sık Kullanılanlar Araçlar Yardım

Log In

Journal of Experimental and Clinical Medicine

HOME ABOUT LOG IN **REGISTER** SEARCH

Home > Log In

Log In

Username

Password

Remember my username and password

Log In

> [Not a user? Register with this site](#)

> [Forqot your password?](#)

You can start registration by clicking this button.

2. Please fill form on this screen.

Register - Windows Internet Explorer

http://dergi.omu.edu.tr/index.php/JECM/user/register

Dosya Düzen Görünüm Sık Kullanılanlar Araçlar Yardım Convert Select Contribute Edit Post to Blog

Register

Journal of Experimental and Clinical Medicine

HOME ABOUT LOG IN REGISTER SEARCH CURRENT ARCHIVES

Home > User > Register

Register

Fill in this form to register with this journal.

[Click here](#) if you are already registered with this or another journal on this site.

Profile

Username*	<input type="text" value="deneme12"/>	The username must contain only lowercase letters, numbers, and hyphens/underscores.
Password*	<input type="password" value="*****"/>	The password must be at least 6 characters.
Repeat password*	<input type="password" value="*****"/>	
Salutation	<input type="text"/>	
First name*	<input type="text" value="deneme"/>	
Middle name	<input type="text"/>	
Last name*	<input type="text" value="12"/>	
Initials	<input type="text"/> Joan Alice Smith = JAS	
Gender	<input checked="" type="radio"/> M <input type="radio"/> F	
Affiliation	<input type="text"/>	
Signature	<input type="text"/>	
Email*	<input type="text" value="deneme@gmail.com"/> PRIVACY STATEMENT	
URL	<input type="text"/>	
Phone	<input type="text"/>	
Fax	<input type="text"/>	
Mailing Address	<input type="text"/>	

Internet %100 08:52

3. Please check suitable boxes.

Register - Windows Internet Explorer

http://dergi.omu.edu.tr/index.php/TIP/user/register

Dosya Düzen Görünüm Sık Kullanılanlar Araçlar Yardım Convert Select Contribute Edit Post to Blog

Register

Middle name

Last name* Deneme1

Initials Joan Alice Smith = JAS

Gender M F

Affiliation

Signature

Email* deneme1@gmail.com [PRIVACY STATEMENT](#)

URL

Phone

Fax

Mailing Address

Country

Bio statement (E.g., department and rank)

Confirmation Send me a confirmation email including my username and password

Working languages English Türkiye Türkçesi

Register as Reader: Notified by email on publication of an issue of the journal. Author: Able to submit items to the journal. Reviewer: Willing to conduct peer review of submissions (by the following methods).

* Denotes required field

Privacy Statement

The names and email addresses entered in this journal site will be used exclusively for the stated purposes of this journal and will not be made available for any other purpose or to any other party.

Internet %100 11:35

Register - Windows In... Belge1 - Microsoft Word Microsoft Excel - Kitap1

These are already checked.

Please check Author box to be an Author.

Please, click "Register" button.

4. You will reach this screen if you get registered.

You have already registered on this screen.

5. When you click Author link this screen shows up than you can submit your file(s) on this screen.

Active Submissions - Windows Internet Explorer

http://dergi.omu.edu.tr/index.php/JECM/author

Dosya Düzen Görünüm Sık Kullanılanlar Araçlar Yardım Convert Select Contribute Edit Post to Blog

Active Submissions

Journal of Experimental and Clinical Medicine
Deneysel ve Klinik Tıp Dergisi

Journal of Experimental and Clinical Medicine

HOME ABOUT USER HOME SEARCH CURRENT ARCHIVES

Home > User > Author > **Active Submissions**

Active Submissions

ACTIVE ARCHIVE

ID	MM-DD SUBMIT	SEC	AUTHORS	TITLE	STATUS
<i>No Submissions</i>					

Start a New Submission
[CLICK HERE](#) to go to step one of the five-step submission process.

Please click here to submit a file.

6. After you click “CLICK HERE” link, by following instructions (containing 5 steps) fill form and submit your file(s).

1. STEP

Step 1. Starting the Submission - Windows Internet Explorer

http://dergi.omu.edu.tr/index.php/JECM/author/submit/1

Dosya Düzen Görünüm Sık Kullanılanlar Araçlar Yardım Convert Select Contribute Edit Post to Blog

Step 1. Starting the Submission

Journal of Experimental and Clinical Medicine

HOME ABOUT USER HOME SEARCH CURRENT ARCHIVES

Home > User > Author > Submissions > **New Submission**

Step 1. Starting the Submission

1. START 2. ENTER METADATA 3. UPLOAD SUBMISSION 4. UPLOAD SUPPLEMENTARY FILES 5. CONFIRMATION

Encountering difficulties? Contact [JECM Help](#) for assistance.

Journal Section

Select the appropriate section for this submission (see Sections and Policies in [About](#) the Journal).

Section*

Submission Checklist

Indicate that this submission is ready to be considered by this journal by checking off

- The submission has not been previously published, nor is it before another journal for consideration (or an explanation has been provided in Comments to the Editor).
- The submission file is in Microsoft Word, RTF, or WordPerfect document file format.
- Where available, URLs for the references have been provided.
- The text is single-spaced; uses a 12-point font; employs italics, rather than underlining (except with URL addresses); and all illustrations, figures, and tables are placed within the text at the appropriate points, rather than at the end.
- The text adheres to the stylistic and bibliographic requirements outlined in the [Author Guidelines](#), which is found in About the Journal.
- If submitting to a peer-reviewed section of the journal, the instructions in [Ensuring a Blind Review](#) have been followed.
- When human subjects are used, manuscripts must be accompanied by a statement that the experiments were undertaken with the understanding and written consent of each subject. Authors should be aware of the Code of Ethics of the World Medical Association (Declaration of Helsinki) which has been printed in the British Medical Journal (18 July 1964).

When experimental animals are used, the methods section must clearly indicate that adequate measures were taken to minimize pain or discomfort. Experiments should be carried out in accordance with the European Communities Council Directive of 24 November 1986 (86/609/EEC), or with the animals for experimental procedures

Journal's Privacy Statement

Please, select suitable one.

Please check suitable boxes .

Journal's Privacy Statement

The names and email addresses entered in this journal site will be used exclusively for the stated purposes of this journal and will not be made available for any other purpose or to any other party.

Comments for the Editor

Enter text (optional)

Save and continue

Cancel

* Denotes required field

Click here to go on 2nd Step

İnter



My Downloads

Kayıt - Microsoft Word

Step 1. Starting the S...

adsız - Paint

Makale Submissionu İci...

Internet



2. STEP

Step 2. Entering the Submission's Metadata - Windows Internet Explorer

http://dergi.omu.edu.tr/index.php/TIP/author/submit/2?articleId=1148

Dosya Düzen Görünüm Sık Kullanılanlar Araçlar Yardım Convert Select Contribute Edit Post to Blog

Step 2. Entering the Submission's Metadata

HOME ABOUT USER HOME SEARCH CURRENT ARCHIVES

Home > User > Author > Submissions > **New Submission**

Step 2. Entering the Submission's Metadata

1. START 2. **ENTER METADATA** 3. UPLOAD SUBMISSION 4. UPLOAD SUPPLEMENTARY FILES 5. CONFIRMATION

Authors

First name*	<input type="text" value="Deneme"/>
Middle name	<input type="text"/>
Last name*	<input type="text" value="Deneme1"/>
Affiliation	<input type="text"/>
Country	<input type="text"/>
Email*	<input type="text" value="deneme1@gmail.com"/>
URL	<input type="text"/>
Bio statement (E.g., department and rank)	<input type="text"/>

Title and Abstract

Title*	<input type="text"/>
Abstract*	<input type="text"/>

Authors

First name*

Middle name

Last name*

Affiliation

Country

Email*

URL

Bio statement
(E.g., department and rank)

↑ ↓ Reorder authors to appear in the order they will be listed on publication.

Principal contact for editorial correspondence.

Check this button for principal author.

First name*

Middle name

Last name*

Affiliation

Country

Email*

URL

Bio statement
(E.g., department and rank)

↑ ↓ Reorder authors to appear in the order they will be listed on publication.

Principal contact for editorial correspondence.

Indexing

Language
English=en; French=fr; Spanish=es. [Additional codes.](#)

Supporting Agencies

Identify agencies that provided funding or support for the work presented in this submission.

Agencies

Click here to proceed to 3rd step.

* Denotes required field

3.STEP

Step 3. Uploading the Submission

Journal of Experimental and Clinical Medicine

HOME ABOUT USER HOME SEARCH CURRENT ARCHIVES

Home > User > Author > Submissions > **New Submission**

Step 3. Uploading the Submission

1. START 2. ENTER METADATA **3. UPLOAD SUBMISSION** 4. UPLOAD SUPPLEMENTARY FILES 5. CONFIRMATION

To upload a manuscript to this journal, complete the following steps.

1. On this page, click Browse (or Choose File) which opens a Choose File window for locating the file on the hard drive of your computer.
2. Locate the file you wish to submit and highlight it.
3. Click Open on the Choose File window, which places the name of the file on this page.
4. Click Upload on this page, which uploads the file from the computer to the journal's web site and renames it following the journal's conventions.
5. Once the submission is uploaded, click Save and Continue at the bottom of this page.

Encountering difficulties? Contact [JECM Help](#) for assistance.

Submission File

No submission file uploaded.

Upload submission file [PLEASE Upload ONLY PDF Version of your submission here]

Gözet... Upload

Save and continue Cancel

You can browse and upload your file(s) by using here.

Step 3. Uploading the Submission

1. START 2. ENTER METADATA **3. UPLOAD SUBMISSION** 4. UPLOAD SUPPLEMENTARY FILES 5. CONFIRMATION

To upload a manuscript to this journal, complete the following steps.

1. On this page, click Browse (or Choose File) which opens a Choose File window for locating the file on the hard drive of your computer.
2. Locate the file you wish to submit and highlight it.
3. Click Open on the Choose File window, which places the name of the file on this page.
4. Click Upload on this page, which uploads the file from the computer to the journal's web site and renames it following the journal's conventions.
5. Once the submission is uploaded, click Save and Continue at the bottom of this page.

Encountering difficulties? Contact [Sonmez](#) for assistance.

Submission File

File name	<u>1149-2659-1-SM.pdf</u>
Original file name	Üyelik Kayıt.pdf
File size	521KB
Date uploaded	2009-03-06 09:30 AM

File appeared.

Replace submission file

Gözet... Upload

Save and continue Cancel

Click this button to proceed to 4th


4. STEP

Step 4. Uploading Supplementary Files - Windows Internet Explorer

http://dergi.omu.edu.tr/index.php/JECM/author/submit/4?articleId=1172

Dosya Düzen Görünüm Sık Kullanılanlar Araçlar Yardım Convert Select Contribute Edit Post to Blog

Step 4. Uploading Supplementary Files



Journal of Experimental and Clinical Medicine

HOME ABOUT USER HOME SEARCH CURRENT ARCHIVES

Home > User > Author > Submissions > **New Submission**

Step 4. Uploading Supplementary Files

1. START 2. ENTER METADATA 3. UPLOAD SUBMISSION 4. **UPLOAD SUPPLEMENTARY FILES** 5. CONFIRMATION

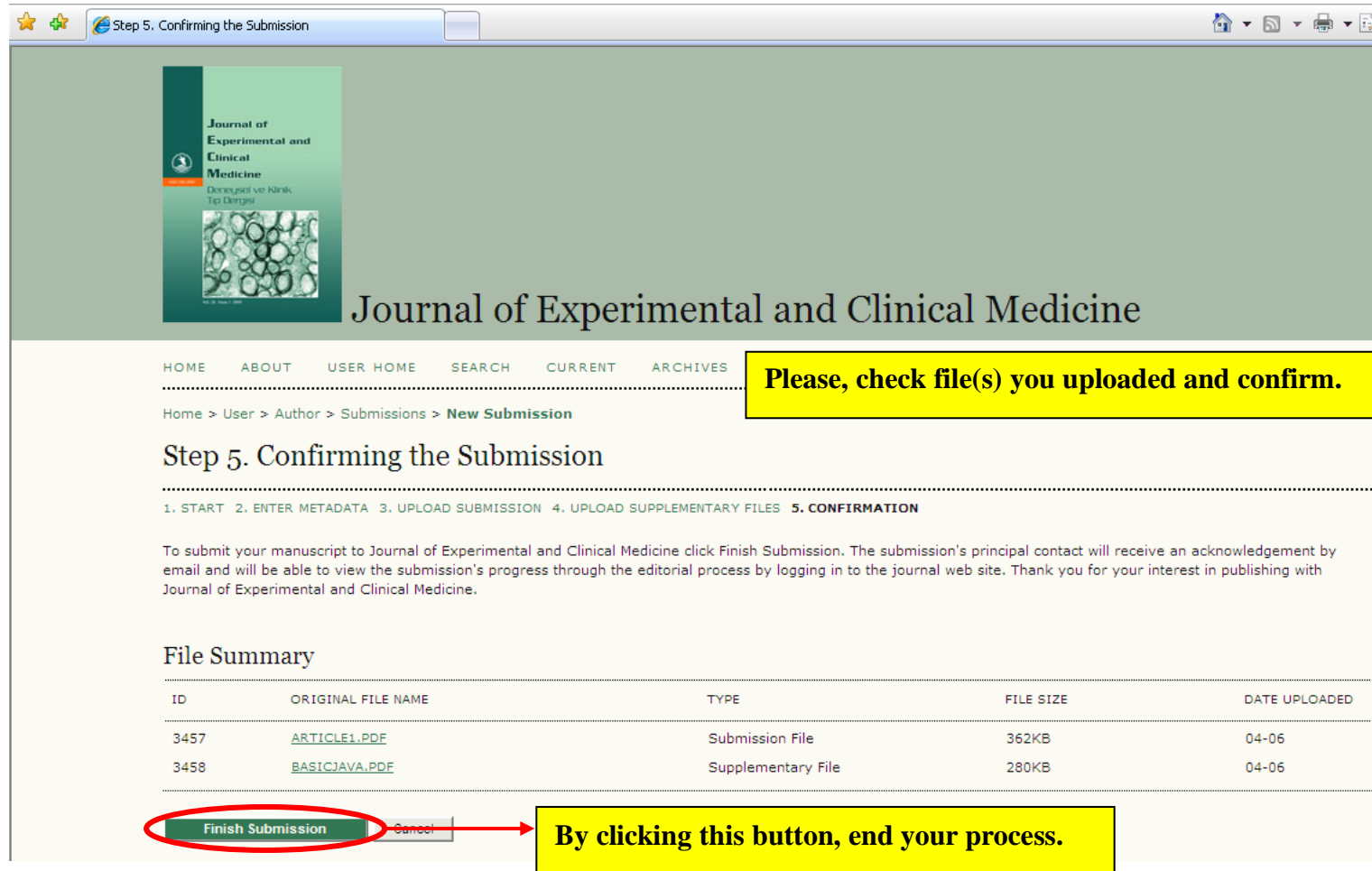
This optional step allows Supplementary Files to be added to a submission. The files, which can be in any format, might include (a) research instruments, (b) data sets, which comply with the terms of the study's research ethics review, (c) sources that otherwise would be unavailable to readers, (d) figures and tables that cannot be integrated into the text itself, or other materials that add to the contribution of the work.

ID	TITLE	ORIGINAL FILE NAME	DATE UPLOADED	ACTION
16		basicjava.pdf	04-06	EDIT DELETE

Upload supplementary file [In addition to your supplementary files, Also PLEASE upload your .DOC version of your submission here]

You can upload supplementary file(s) here.

5. STEP



The screenshot shows the 'Step 5. Confirming the Submission' page. The page header includes the journal logo and title. The navigation menu contains 'HOME', 'ABOUT', 'USER HOME', 'SEARCH', 'CURRENT', and 'ARCHIVES'. The breadcrumb trail is 'Home > User > Author > Submissions > New Submission'. A yellow box highlights the text 'Please, check file(s) you uploaded and confirm.' The main heading is 'Step 5. Confirming the Submission'. Below it, a progress bar shows steps 1 to 5, with '5. CONFIRMATION' selected. A paragraph of text explains the submission process. A 'File Summary' table lists two files: 'ARTICLE1.PDF' (362KB) and 'BASICJAVA.PDF' (280KB). At the bottom, a red circle highlights the 'Finish Submission' button, with a yellow box stating 'By clicking this button, end your process.'

Journal of Experimental and Clinical Medicine

HOME ABOUT USER HOME SEARCH CURRENT ARCHIVES

Home > User > Author > Submissions > New Submission

Please, check file(s) you uploaded and confirm.

Step 5. Confirming the Submission

1. START 2. ENTER METADATA 3. UPLOAD SUBMISSION 4. UPLOAD SUPPLEMENTARY FILES 5. CONFIRMATION

To submit your manuscript to Journal of Experimental and Clinical Medicine click Finish Submission. The submission's principal contact will receive an acknowledgement by email and will be able to view the submission's progress through the editorial process by logging in to the journal web site. Thank you for your interest in publishing with Journal of Experimental and Clinical Medicine.

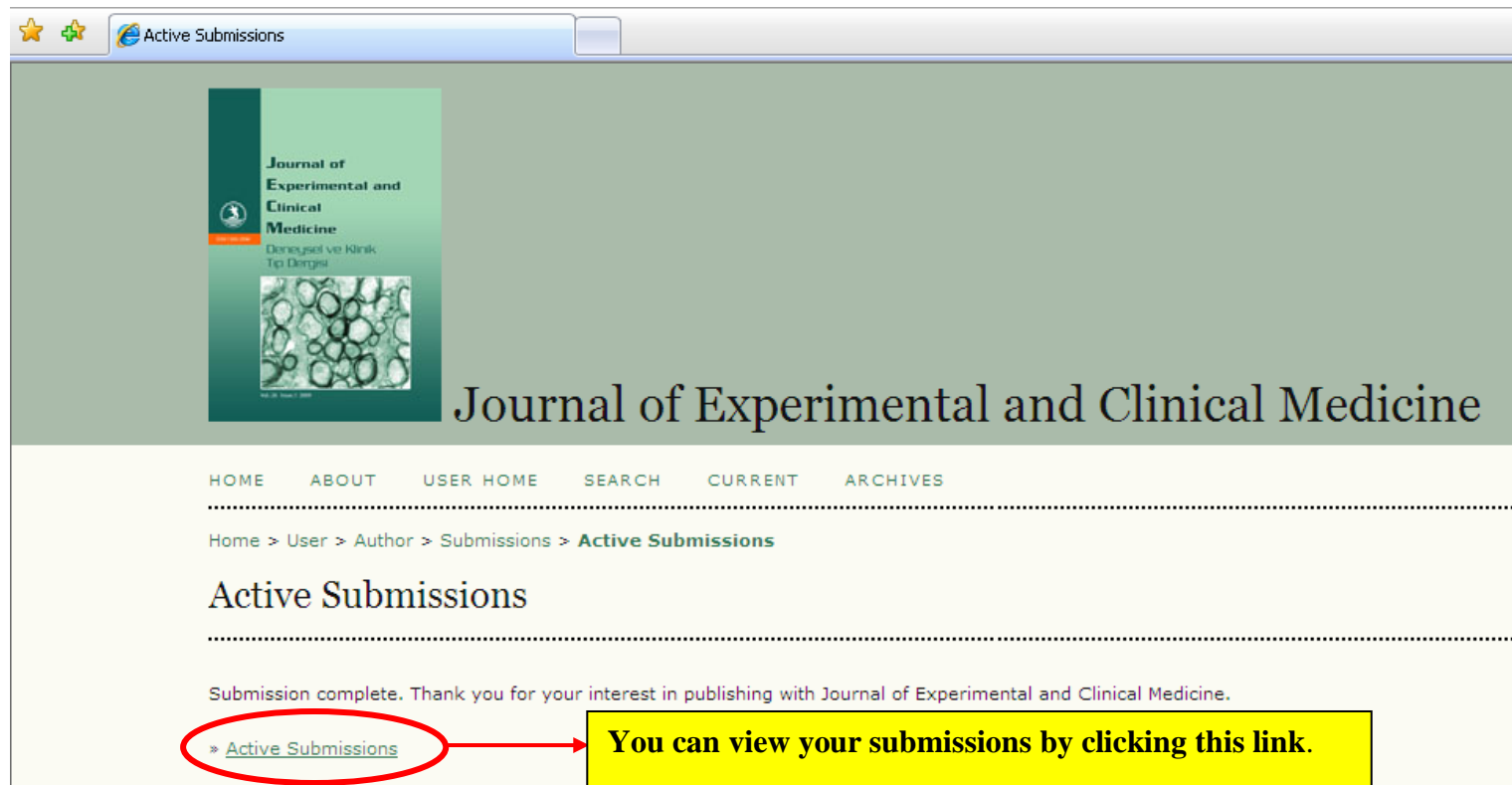
File Summary

ID	ORIGINAL FILE NAME	TYPE	FILE SIZE	DATE UPLOADED
3457	ARTICLE1.PDF	Submission File	362KB	04-06
3458	BASICJAVA.PDF	Supplementary File	280KB	04-06

Finish Submission Cancel

By clicking this button, end your process.

7. Bu ekranı gördüğünüzde işlem tamamdır.



The screenshot shows the 'Active Submissions' page. The page header includes the journal logo and title. The navigation menu contains 'HOME', 'ABOUT', 'USER HOME', 'SEARCH', 'CURRENT', and 'ARCHIVES'. The breadcrumb trail is 'Home > User > Author > Submissions > Active Submissions'. The main heading is 'Active Submissions'. A paragraph of text states 'Submission complete. Thank you for your interest in publishing with Journal of Experimental and Clinical Medicine.' At the bottom, a red circle highlights the 'Active Submissions' link, with a yellow box stating 'You can view your submissions by clicking this link.'

Journal of Experimental and Clinical Medicine

HOME ABOUT USER HOME SEARCH CURRENT ARCHIVES

Home > User > Author > Submissions > Active Submissions

Active Submissions

Submission complete. Thank you for your interest in publishing with Journal of Experimental and Clinical Medicine.

[Active Submissions](#)

You can view your submissions by clicking this link.



Journal of Experimental and Clinical Medicine

[HOME](#) [ABOUT](#) [USER HOME](#) [SEARCH](#) [CURRENT](#) [ARCHIVES](#)

Home > User > Author > **Active Submissions**

Active Submissions

ACTIVE [ARCHIVE](#)

ID	MM-DD SUBMIT	SEC	AUTHORS	TITLE	STATUS
1172	04-06	REV	12	SDFSDF	QUEUED FOR REVIEW

1 - 1 of 1 Items

Start a New Submission

[CLICK HERE](#) to go to step one of the five

You can make new submission by clicking this link.